

# Rockville State School



TERM 4  
Week 8, 2021

'a great place to learn

SCHOOL WATCH

Please remember to  
ringSchool Watch on

Rockville State School



Find us on:  
facebook

## P&C



The Tuckshop is open Monday, Wednesday and Friday.

|                  |                  |                    |
|------------------|------------------|--------------------|
| School polo \$25 | Friday Polo \$30 | Year 6 Shirts \$38 |
| Jumpers \$25     | Hats \$18        |                    |
| Shorts \$20      | Skirts \$20      |                    |

**P&C MEETING DATE**

Thursday 21<sup>st</sup> October 2021 @ 2PM.

POSITIVE BEHAVIOUR FOR LEARNING (PBL)

*"Be a positive role model for Rockville State School"*



## Be Encouraging

- Use kind words and actions
- Listen when others are speaking
- Be positive and celebrate all our successes



**2021 Swimming Carnival**  
**Friday 3<sup>rd</sup> December 2021**  
**Year 3 to 6 including 2/3F**  
**9am till 11am.**  
**Year Prep to 2**  
**12 Noon till 1pm.**

## HEAD LICE

We have had a few cases of Head lice within the school! Please check your child's head regularly and treat as soon as they are detected.





## Absences

If you receive a text from the school when you child/children are absent, **please**

respond to the text. It is simple just reply with the reason and we will take care of the rest.

If your mobile number has changed, please let the office know ASAP.



## DENTAL VAN

The Mobile Dental Clinic 42A is open each **Monday, Tuesday and Wednesday** from 8.30am until 4.00pm and closed **Thursday and Friday**.

Our phone number is 0408 767 779

All families at Rockville State School have been issued registration forms and these forms will be used when making the students appointment.

**Appointment will be made with their parent / carer as they are required to attend with their child/children at times that are suitable with the dental van and parent/carer.**

When you come to your dental appointment you need to sign in at the school office and bring your Medicare card to the appointment.

If there are any concerns, please contact the Dental van.

Thank you

Karen and Deborah

Dental Van



## SPECIAL NOTICE

STUDENTS ARRIVING AFTER 9:00 AM MUST COME TO THE OFFICE TO RECEIVE A LATE SLIP!



## SPECIAL NOTICE

IF YOUR CHILD/ CHILDREN BRINGS A PHONE TO SCHOOL. PLEASE HAVE THEM SIGN IT IN AT THE OFFICE.

S  
T  
U  
D  
E  
N  
T  
O  
F  
T  
H  
E  
W  
E  
E  
K













# Swimming Starts Term 4

PE Lessons are held on Monday (4/5, 3/4, Prep and 2/3F) and Tuesday (6L, 5D, 1/2, 2/3 and Prep/1).

Lunchtime Free Swim C-Block on Tuesday (Prep/1, 1/2, 2/3F and 2/3). A-Block and B-Block will have Lunchtime Free Swim on Thursday (4/5, 3/4, 5 and 6L).

Friday Hi-5 Rewards students need to spend 50 Hi-5 for an afternoon free swim.

Check that your child's swimmers fit and they have all the requirements see attached list.

|   |   |
|---|---|
| <b>Swim shirt</b>                       |    |
| <b>Togs / swimmers</b>                  |    |
| <b>Swim pants or spare jocks (boys)</b> |    |
| <b>Swim shorts</b>                      |   |
| <b>Swim cap</b>                         |  |
| <b>Towel</b>                            |  |
| <b>goggles</b>                          |  |
| <b>bag</b>                              |  |

| Monday: PE                  | Tuesday: PE                                      | Wednesday | Thursday                                  | Friday                |
|-----------------------------|--|-----------|---|-----------------------|
| 4/5, 3/4, Prep and 2/3F     | 6L, 5D, 1/2, 2/3 and Prep/1                      |           |   | Prep - 10:30am        |
| 2/3F - 12pm<br>Prep - 12:45 | Lunch Free Swim<br><br>Prep/1, 1/2, 2/3F and 2/3 |           | Lunch Free Swim<br><br>4/5, 3/4, 5 and 6L | Hi-5<br><br>Free Swim |



# Year 4/5 News

Year 4/5

Design Technology



## Pinball machines

This semester we designed and created our own pinball machines.

We planned the steps, chose a theme and then we painted and designed our machines.

The forces in use on our machines are push, pull, friction and gravity.

We chose different materials like bottle tops, straws, bells, cardboard, string and toothpicks to glue onto our box to give the ball some obstacles to bounce off.

